

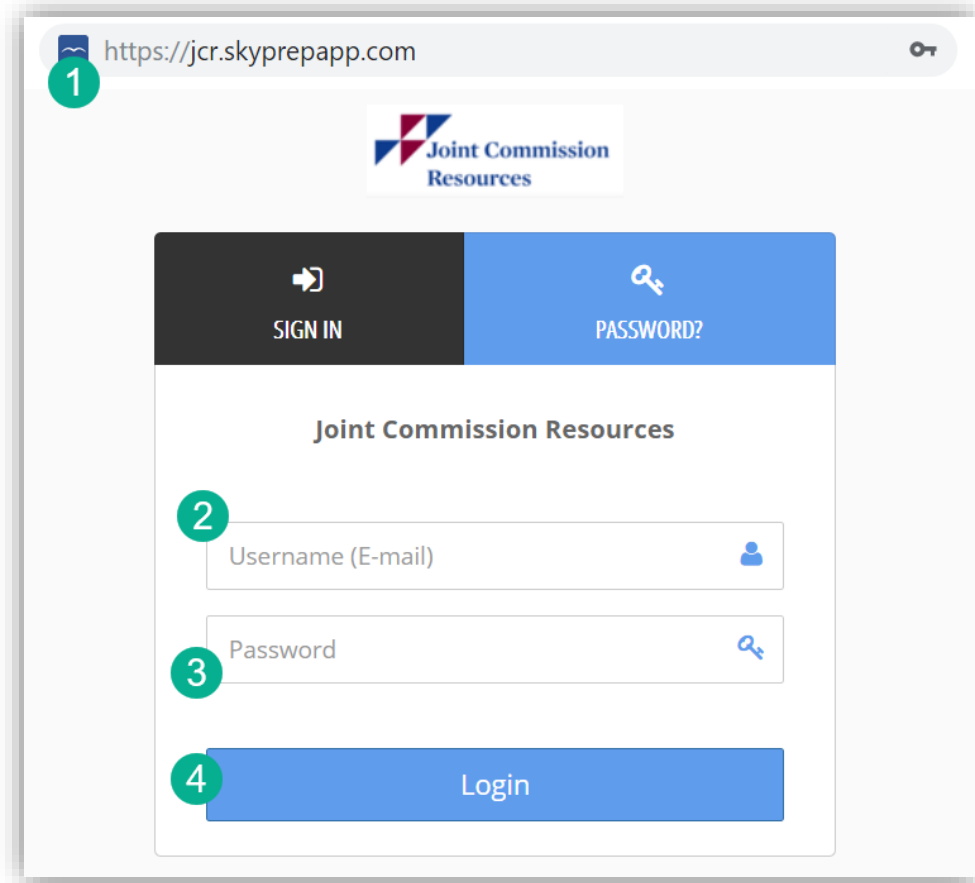
JOINT COMMISSION RESOURCES LEARNING MANAGEMENT SYSTEM (LMS)

User Guide

ACCESS THE LMS

1. Navigate to: <https://jcr.skyprepapp.com>
2. Enter your email address
3. Enter your password
4. Click **Login**

NOTE: Click **PASSWORD?** to reset your password



The screenshot shows a web browser window with the URL <https://jcr.skyprepapp.com>. The page features the Joint Commission Resources logo at the top. Below the logo is a navigation bar with two buttons: "SIGN IN" (black background with a right-pointing arrow icon) and "PASSWORD?" (blue background with a key icon). The main content area is titled "Joint Commission Resources" and contains a login form. The form has two input fields: "Username (E-mail)" with a person icon on the right, and "Password" with a key icon on the right. Below the input fields is a blue "Login" button. Green numbered callouts (1, 2, 3, 4) are overlaid on the image to indicate the steps: 1 points to the browser address bar, 2 points to the Username field, 3 points to the Password field, and 4 points to the Login button.

HOME PAGE OVERVIEW

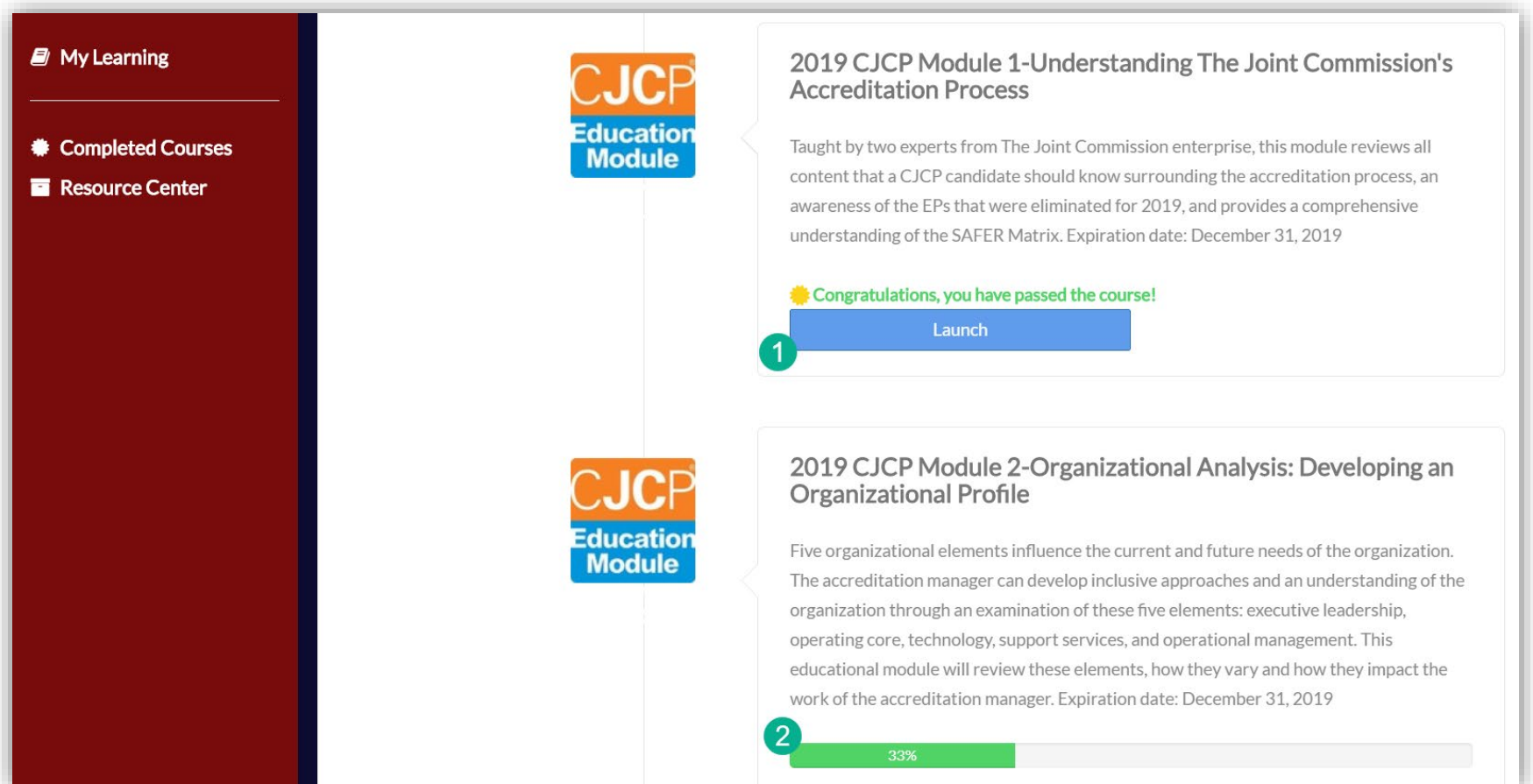
1. My Learning – displays current courses and learning paths you are enrolled in
2. Completed Courses – access courses that have been completed and obtain certificates
3. Resource Center – access help documents and additional resources
4. Click on the Learning Path to access and complete courses
5. Click your name to view your account and change your password



The screenshot shows the Joint Commission Resources home page. The top navigation bar is dark red with the Joint Commission Resources logo on the left and the user name 'Aubrey2 Ali2' on the right. A green circle with the number '5' is next to the user name. Below the navigation bar is a dark blue sidebar with three menu items: 'My Learning' (with a green circle '1'), 'Completed Courses' (with a green circle '2'), and 'Resource Center'. The main content area is white and features a 'My Learning' section with a blue icon. Below this are sections for 'Current Courses' and 'Learning Paths'. A dropdown menu labeled 'Select a category' is visible. Two course cards are displayed: '2019 CJCP 9-Module Educ...' with '9 Courses' and 'Quality and Safety Networ...' with '8 Courses'. A green circle with the number '4' is next to the second course card.

LEARNING PATH OVERVIEW

1. Click **Launch** to open the desired course
2. View course completion progress



The screenshot displays a learning path overview with a dark red sidebar on the left containing three menu items: "My Learning" (with a document icon), "Completed Courses" (with a gear icon), and "Resource Center" (with a folder icon). The main content area features two course cards, each with a "CJCP Education Module" logo. The first card, "2019 CJCP Module 1-Understanding The Joint Commission's Accreditation Process", includes a description, a green notification "Congratulations, you have passed the course!", and a blue "Launch" button with a green circle containing the number "1". The second card, "2019 CJCP Module 2-Organizational Analysis: Developing an Organizational Profile", includes a description and a green progress bar showing "33%" completion, with a green circle containing the number "2" next to it.

My Learning

Completed Courses

Resource Center

CJCP Education Module

2019 CJCP Module 1-Understanding The Joint Commission's Accreditation Process

Taught by two experts from The Joint Commission enterprise, this module reviews all content that a CJCP candidate should know surrounding the accreditation process, an awareness of the EPs that were eliminated for 2019, and provides a comprehensive understanding of the SAFER Matrix. Expiration date: December 31, 2019

Congratulations, you have passed the course!

1 Launch

CJCP Education Module

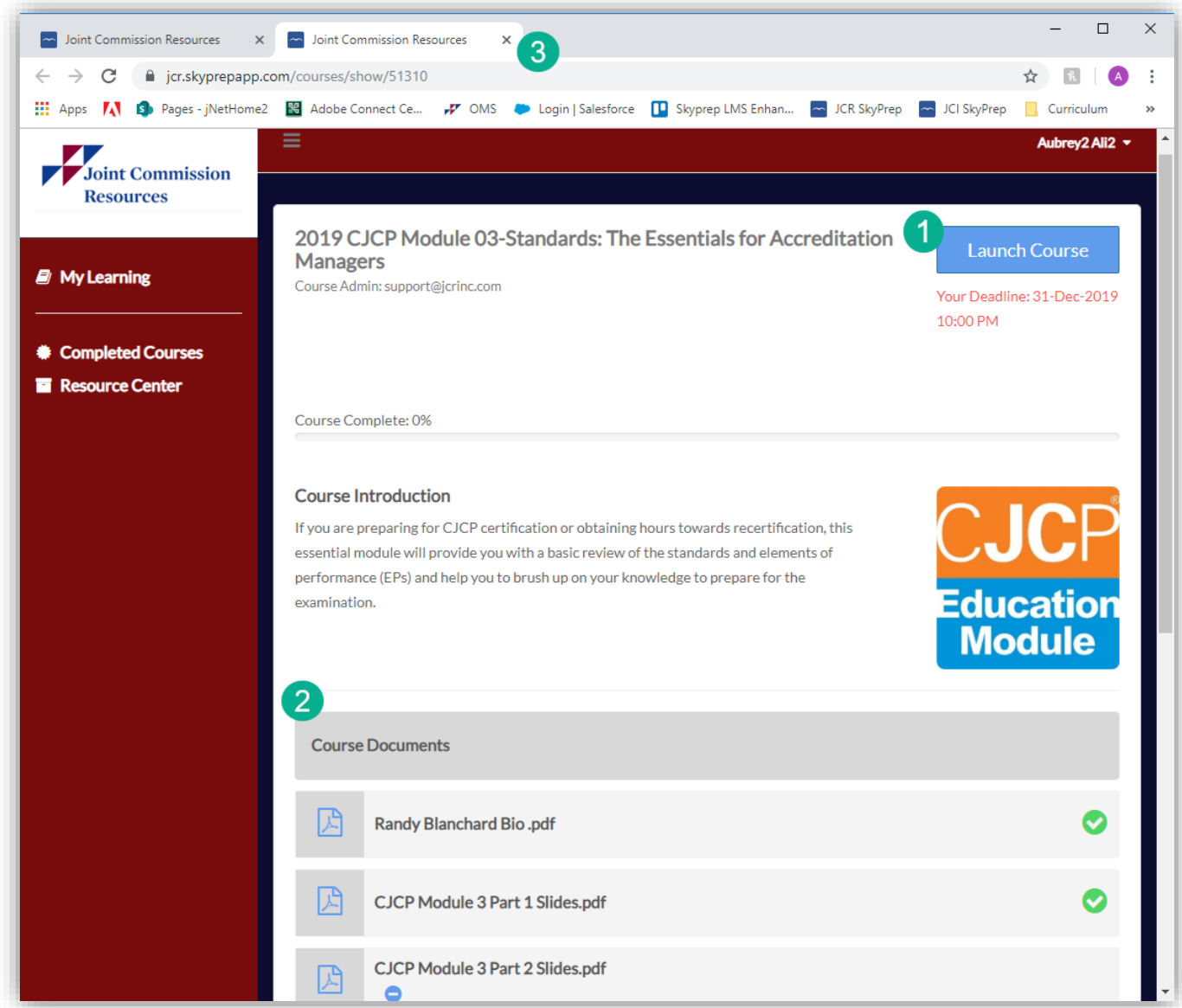
2019 CJCP Module 2-Organizational Analysis: Developing an Organizational Profile

Five organizational elements influence the current and future needs of the organization. The accreditation manager can develop inclusive approaches and an understanding of the organization through an examination of these five elements: executive leadership, operating core, technology, support services, and operational management. This educational module will review these elements, how they vary and how they impact the work of the accreditation manager. Expiration date: December 31, 2019

2 33%

COURSE OVERVIEW

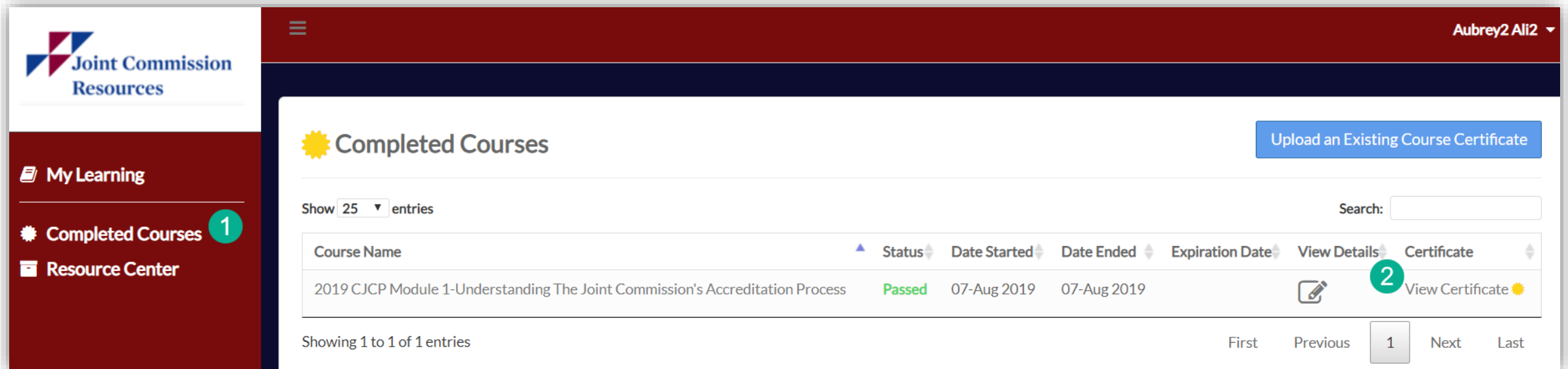
1. Click **Launch Course** to begin the course
2. View all course documents
3. To exit the course, close the browser tab



The screenshot shows a web browser window with two tabs. The active tab is titled 'Joint Commission Resources' and the address bar shows 'jcr.skyprepapp.com/courses/show/51310'. The page features a dark red sidebar on the left with the 'Joint Commission Resources' logo and navigation links for 'My Learning', 'Completed Courses', and 'Resource Center'. The main content area has a dark blue header with the course title '2019 CJCP Module 03-Standards: The Essentials for Accreditation Managers' and a 'Launch Course' button. Below the title, it lists the course admin as 'support@jcrinc.com' and shows a deadline of '31-Dec-2019 10:00 PM'. A progress bar indicates 'Course Complete: 0%'. The 'Course Introduction' section contains text about preparing for CJCP certification and a 'CJCP Education Module' logo. A 'Course Documents' section lists three PDF files: 'Randy Blanchard Bio .pdf', 'CJCP Module 3 Part 1 Slides.pdf', and 'CJCP Module 3 Part 2 Slides.pdf', each with a green checkmark icon. A green circle with the number '1' is placed over the 'Launch Course' button, and a green circle with the number '2' is placed over the 'Course Documents' section header.

PRINT CERTIFICATES

1. Click **Completed Courses**
2. Click **View Certificate** for the desired course



Completed Courses Upload an Existing Course Certificate

Show entries Search:

Course Name	Status	Date Started	Date Ended	Expiration Date	View Details	Certificate
2019 CJCP Module 1-Understanding The Joint Commission's Accreditation Process	Passed	07-Aug 2019	07-Aug 2019			2 View Certificate

Showing 1 to 1 of 1 entries First Previous **1** Next Last